



## Bergmann's and Rensch's rules and the spur-thighed tortoise (*Testudo graeca*)

YEHUDAH L. WERNER<sup>1,2\*</sup>, NUPHAR KOROLKER<sup>1</sup>, GUY SION<sup>1</sup> and BAYRAM GÖÇMEN<sup>3</sup>

<sup>1</sup>The Alexander Silberman Institute of Life Sciences (Dept EEB), The Hebrew University of Jerusalem, 91904 Jerusalem, Israel

<sup>2</sup>Museum für Tierkunde, Senckenberg Dresden, Königsbrücker Landstrasse 159, D-01109 Dresden, Germany

<sup>3</sup>Zoology Section, Department of Biology, Faculty of Science, Ege University, 35100 Bornova-Izmir, Turkey

Received 30 August 2015; revised 28 September 2015; accepted for publication 28 September 2015

Body size is an ecologically important variable in animals. The geographical size variation of most snakes and some lizards counters Bergmann's rule in that, among related taxa, the larger ones live at warmer latitudes. However, exceptions notwithstanding, and despite being ectothermic, turtles as a group tend to obey Bergmann's rule. We examined this idea in *Testudo graeca*, ranging from Morocco to Romania and to Iran with disputed systematics, both at the global scale (using literature) and within the focal area of Israel (using museum specimens). Both globally and locally, carapace length correlated with latitude, in accordance with Bergmann's rule. The scant data on reproduction fully support the hypothesis that Bergmann's rule enables larger clutches where the climate would limit repeated clutches. The sexual size dimorphism (SSD) was approached using two methodologies: (1) 'conventional', using globally literature data and locally museum samples and (2) 'innovated', using photographs of copulating tortoises from Israel and Turkey. By each methodology, SSD emerged as being male biased in the larger-bodied populations and female biased in the smaller-bodied populations, obeying Rensch's rule. Some observations support the hypothesis that the evolution of large males serves intermale combating. Finally, Rensch's rule was found to apply separately within Anatolia and within the Levant, possibly indicating that these populations are separate. © 2015 The Linnean Society of London, *Biological Journal of the Linnean Society*, 2016, 117, 796–811.

**ADDITIONAL KEYWORDS:** biogeographical – clutch size – copulation – egg size – intermale combat – reproduction – reptilia – sexual dimorphism – sexual size difference – Testudines.

### INTRODUCTION

Body size is an important variable in animal species where many ecological implications affect both survival and fitness. As an over-simplified review, some implications derive directly from sheer size. Concerning survival, in the interaction with the abiotic environment, body size limits what shelter can be entered and determines what structure of microhabitat can be negotiated. In the interaction with the biotic environment, size decides where the species stands in the gradient between being predator and being prey, affects its performance as both herbivore

and carnivore and its food requirements, and directs its predation avoidance. Moreover, the performance of some organs (e.g. the vertebrate's eye and ear) depends on the organ's absolute size (Werner & Seifan, 2006; Werner *et al.*, 2008). Concerning fitness, maternal body size sets the ranges of variation optional for the number and size of the propagulae. Other implications derive from the size-dependent ratios between length of body and limbs, body surface area, and body volume and mass. These range from locomotion through metabolism to thermal relations. The latter differ between ectotherms and endotherms but are influential in both (Peters, 1983). Naturally, species differ in body size and this variation supports their abundance. By the same

\*Corresponding author. E-mail: yehudah\_w@yahoo.com

token, size variation occurs of necessity also within species.

Body size variation among related species or among subspecies of a species (some clusters of taxa may be the one or the other) often shows an ecogeographical pattern. In this respect, Bergmann (1847: 648) said 'it is obvious that on the whole the larger species live farther north and the smaller ones farther south' [as translated by James (1970)]. This concerned groups of related species, allopatric and often vicarious, and was preceded by a detailed explanation of the thermal effects of the size-dependent volume-surface relation in endotherms (i.e. mammals and birds). However, later, it transpired that the rule is followed also by many ectotherms (Atkinson, 1994; Atkinson & Sibly, 1997; Partridge & Coyne, 1997), including crustaceans (Sastry, 1983) and certain insects (Arnett & Gotelli, 1999; Angilletta & Dunham, 2003), although some other species appeared to counter the rule (Masaki, 1967, 1978; Mousseau, 1997; Muñoz, Wegener & Algar, 2014).

Concerning vertebrate ectotherms, the validity of Bergmann's rule has been debated for each group. Fish have been reported both to follow the rule (Lindsey, 1966) and disregard it (Belk & Houston, 2002). Similarly, all groups of Amphibians have been found both to obey (Lindsey, 1966) and, with the exception of at least some salamanders, disobey it (Ashton, 2002; Adams & Church, 2007). Lizards have been reported to disregard or even counter the rule, being larger in the warmer latitudes (Lindsey, 1966; Ashton & Feldman, 2003; Pincheira-Donoso, Tregenza & Hodgson, 2007; Muñoz *et al.*, 2014), although some were shown to follow it (Angilletta *et al.*, 2004; Cruz *et al.*, 2005; Olalla-Tarraga, Rodriguez & Hawkins, 2006). Snakes as a group appear to counter the rule (Ashton & Feldman, 2003; Olalla-Tarraga *et al.*, 2006; Feldman & Meiri, 2014) but some do conform with it (Lindsey, 1966). Blackburn, Gaston & Loder (1999) suggested that such controversies may result from different studies having tested the rule at different taxonomic levels. As a redefinition, they stated that 'Bergmann's rule is the tendency for a positive association between the body mass of species in a monophyletic higher taxon and the latitude inhabited by those species'.

Despite the occurrence of some giant species in tropical areas, turtles as a group appear to enjoy a consensus where, although the evidence is poor, overall they conform with Bergmann's rule (Ashton & Feldman, 2003; Sacchi *et al.*, 2007). These observations in the northern hemisphere are mirrored in the southern hemisphere. In South America, the populations (or subspecies) of *Chelonoidis chilensis* constitute a size gradient increasing with increasing latitude (Fritz *et al.*, 2012). In Africa, *Stigmochelys*

*pardalis* are larger in the Cape area than elsewhere (Boycott & Bourquin, 2000). Moreover, this widespread species is smallest in many of the equatorial populations, and larger both south and north (including Ethiopia and even Somalia) of these (Fritz *et al.*, 2010). These circumstances led us to investigate the widespread, but in this respect almost neglected, *Testudo graeca* Linnaeus, 1758. A preliminary investigation has already indicated that, at least within Israel, this species appears to conform with Bergmann's rule (Meiri *et al.*, 2011/2012).

However, because *T. graeca* is sexually size-dimorphic (Camerano, 1877; Buskirk, Keller & Andreu, 2001), we must also heed another rule concerning the body size of animals. According to Rensch's rule (Abouheif & Fairbairn, 1997; Fairbairn, 1997), among related species, sexual size dimorphism (SSD) is male biased in the larger species, where its magnitude is correlated with species body size (Reiss, 1986, 1989); in the smaller species, it is female biased (Fitch, 1978) and negatively correlated with body size (Fairbairn & Preziosi, 1994). Indeed, as explained by Seifan *et al.* (2009), Rensch himself never formulated this rule; he discussed sexual dimorphism, not SSD (Rensch, 1950). The rule was apparently first expressly formulated by Fitch (1981: 37, 41).

The validity of Rensch's rule has been demonstrated in many assorted animals, from copepod crustaceans through mammals (Abouheif & Fairbairn, 1997), irrespective of thermal physiology. Of the reptiles, overall conformity with Rensch's rule was reported for lizards and snakes in the reviews of Fitch (1981) and Cox, Butler & John-Alder (2007), despite the nonconformity of some subordinate taxa (Nevo, 1981), and despite Abouhaif and Fairbairn (1997) listing Fitch's (1981) review as not supporting the rule.

Regarding turtles, Berry & Shine (1980) noted that, in terrestrial species, the males are the larger sex and the SSD is greater in the larger species, which appears to be compatible with Rensch's rule. Their terrestrial material comprised twenty Testudinidae (eight of them of the genus *Chelonoidis* comprising the giant Galapagos tortoises) and two Emydidae (genus *Terrapene*). By contrast, Gibbons & Lovich (1990) found that, in turtles in general, the SSD tends to be female biased, and its extent is not related to specific body sizes. In a more extensive review, Cox *et al.* (2007) concluded that, of the two turtle lineages in which male-biased SSD and male combat are common, Kinosternidae follow Rensch's rule but Testudinidae do not. Subsequently, Halámková, Schulte & Langen (2013) found that Testudinidae is the only chelonian family following Rensch's rule.

Moreover, specifically for *T. graeca*, the SSD has been reported both as male biased (Camerano, 1877; Berry & Shine, 1980) and as female biased (Buskirk *et al.*, 2001; Meiri *et al.*, 2010, 2011/2012). These additional doubts regarding the geographical and sexual variation of body size in Testudinidae and within *T. graeca* increase the need for clarification of the situation, and justify using *T. graeca* as a model. Knowledge of the patterns of variation is a prerequisite to investigating the function(s) of body size and of its sexual difference.

This present study aimed (1) to examine and confirm the validity of Bergmann's and Rensch's rules for *T. graeca s.l.* as a model testudinine; (2) to pioneer a preliminary exploration of potential implications for the taxonomic structure of the *T. graeca* complex; and (3) to explore the relevance of the main hypotheses on the biological implications of the observed variation in body size.

## MATERIAL AND METHODS

*Testudo graeca*, debatably a species or a species complex, ranges, principally in the Mediterranean, from southern Morocco in the west to Romania in the north, and to Iran and Turkmenistan in the east. Over this wide distribution, much taxonomic splitting has been proposed, although subdivisions to only approximately six subspecies appear to be realistic (Iverson, 1992a; Parham *et al.*, 2006; Fritz *et al.*, 2007, 2009). For the present purpose, we initially consider all of them together as one unit. The identification of individuals as belonging to this unit relies, amongst other things, on the characteristic thigh spurs, despite the rare exceptions when these spurs are missing (Werner, 1985). Where we view regional subdivisions of *T. graeca s.l.*, we lump the African lineages (including their Iberian and island offshoots) under *T. g. graeca s.l.* These are genomically relatively close to each other and together are as far from the various Eurasian subspecies as the latter are from each other (Fritz *et al.*, 2009). Thus, we disregard the finest possible taxonomic subdivision (Fritz *et al.*, 2009; Graciá *et al.*, 2015), for which our data would not suffice.

Body size was represented by straight carapace length (SCL) *sensu* Lovich, Ernst & McBreen (1990). Measurements of all specimens were taken with 500 mm digital calliper rules (Guilin *Guanglu* Measuring Instrument Co. Ltd) when the specimen was resting stably upside down on a trio of adjustably spaced upright pegs anchored in a heavy wood block (courtesy Frank W. Maurer Jr).

Geographically, our material comprised two levels. For range-wide data ('globally'), we used published

reports from the assorted locations ( $N = 31$ ) listed in Table 1. For the focal area of Israel, defined for this purpose as the area under the enforcement of the Israel Nature and Parks Authority, we used adult museum specimens (SCL > 80 mm) housed in the Zoological Museum of Tel Aviv University ( $N = 47$ ) and in the National Natural History Collections at the Hebrew University of Jerusalem ( $N = 47$ ). Additionally, three individuals were photographed alive in the field, with a scale, in an informative manner (Fig. 1).

The SCL characterizing and representing each sex of a given 'population' (material reported from a given local project) was defined in two ways. First, as the means of the adult males and females. This had weakness in that both the definition of adulthood and the 'population structure' (size distribution) of the encountered animals varied among projects. Second, as the maximum SCL attained in each sample (of given location and sex). This suffers the obvious statistical constraint that the maximum is a function of sample size, which varied among locations and between sexes. We explain our choices in the Results.

To explore whether 'globally', throughout its geographical range, *T. graeca* geographically varies in accordance with Bergmann's rule as predicted, we used representative SCL values from 31 research projects between Morocco (31°N) and northern Iran (48°N) (Table 1). We excluded some data from Greece (Willemsen & Hailey, 1989, 2003) as a result of geographical uncertainty and some from Spain (Buskirk *et al.*, 2001) because the unpublished source report (Perez *et al.*, 1998) was not located. We separated the sexes because of the strong and variable SSD. To relate SCL to degrees latitude, we adopted the simplified version, ignoring altitude, where each 180 m difference may approximate a difference of one degree latitude (Masaki, 1967, 1978).

One a priori relatively plausible hypothesis on the biological background to Bergmann's rule relies on the effect of maternal body size on the number and size of eggs (Rothermel & Castellón, 2014). We searched the literature for reproductive data. We derived egg volume from linear measurements and approximated through the formula for the volume of a prolate ellipsoid,  $V$  (in ml) =  $R_L R_W^2 \pi 4 : 3 : 1000$ , where  $R_L$  is the long radius (in mm) and  $R_W$  is a short radius. Using four projects where egg mass was also taken, we verified that this was well represented by the calculated volume ( $N = 4$ ,  $r = 0.983$ ,  $P = 0.017$ ).

For quantifying the SSD, we used Fitch's (1976, 1981) female to male ratio (FMR) (i.e. female length as a percentage of male length) to optimize comparisons with previous data. The FMR has been

**Table 1.** Range-wide samples of *Testudo graeca*, by subspecies, as defined for the present study

| Subspecies for the present study | Females             |              | Males     |              |           |              | FMR based on means | FMR based on maxima | Reference                          |
|----------------------------------|---------------------|--------------|-----------|--------------|-----------|--------------|--------------------|---------------------|------------------------------------|
|                                  | Location            | Latitude (N) | SCL       | SCL          | SCL       | SCL          |                    |                     |                                    |
|                                  |                     |              | mean (mm) | maximum (mm) | mean (mm) | maximum (mm) |                    |                     |                                    |
| <i>armeniaca</i>                 | East Anatolia       | 39.8         | 192.3     | 220          | 171       | 187          | 112.7              | 117.6               | Türkozan <i>et al.</i> (2010)      |
| <i>buxtoni</i>                   | South-east Anatol   | 37.8         | 214       | 273          | 195       | 205          | 109.7              | 133.2               | Türkozan <i>et al.</i> (2010)      |
| <i>buxtoni</i>                   | North-west Iran     | 47.8         | 171.2     | 300.2        | 20        | 223          | 76.9               | 65.2                | Rezazadeh, Aluqeh & Kami (2014)    |
| <i>graeca s.l.</i>               | Jbilet Morocco      | 31.8         | 152.2     | 202.2        | 40        | 125          | 121.5              | 117.4               | Carretero <i>et al.</i> (2005)     |
| <i>graeca s.l.</i>               | Algir               | 36.8         | 150.7     | 205          | 35        | 138.4        | 108.9              | 132.3               | Rouag <i>et al.</i> (2007)         |
| <i>graeca s.l.</i>               | Southern Morocco    | 30.3         | 184.9     | 206          | 145       | 169          | 127.6              | 121.9               | Bayley & Highfield (1996)          |
| <i>graeca s.l.</i>               | Donana, Spain       | 37.0         | 175       | 210.8        | 15        | 174          | 98                 | 84.7                | Diaz, Keller & Andreu (1996)       |
| <i>graeca s.l.</i>               | Essaouira, Morocco  | 31.8         | 169.7     | 213.5        | 44        | 144          | 117.5              | 116.4               | Carretero <i>et al.</i> (2005)     |
| <i>graeca s.l.</i>               | Admine, Morocco     | 30.5         | 182.7     | 226.2        | 44        | 151          | 121.1              | 122.7               | Carretero <i>et al.</i> (2005)     |
| <i>graeca s.l.</i>               | Donana, Spain       | 37.0         | 166.1     |              | 133       | 139          | 119.4              |                     | Buskirk <i>et al.</i> (2001)       |
| <i>graeca s.l.</i>               | Tetuan, Morocco     | 35.3         | 170.6     |              | 14        | 174          |                    |                     | Pieh & Peräla (2004)               |
| <i>graeca s.l.</i>               | Tarmilete, Morocco  | 33.2         | 138.5     |              | 17        | 130.4        | 106.2              |                     | Pieh & Peräla (2004)               |
| <i>graeca s.l.</i>               | Cyrenaica           | 32.8         | 172.4     |              | 18        | 149.4        | 115.4              |                     | Pieh & Peräla (2002)               |
| <i>graeca s.l.</i>               | Tunisia             | 35.5         | 129.9     |              | 34        | 121          | 107.4              |                     | Pieh & Peräla (2002)               |
| <i>ibera</i>                     | Izmir               | 38.5         | 186.9     | 205          | 7         | 187          | 100.1              |                     | Türkozan <i>et al.</i> (2010)      |
| <i>ibera</i>                     | Epanomi, Greece     | 40.4         | 189       | 214          | 15        | 196          | 100.0              | 109.9               | Hailey & Loumbourdis (1988)        |
| <i>ibera</i>                     | Dobrogea, Romania   | 44.5         | 196       | 239          | 74        | 218          | 106.5              | 100.8               | Buică, Iosif & Cogălniceanu (2013) |
| <i>ibera</i>                     | Central Anatolia    | 37.7         | 224.8     | 248          | 6         | 246          | 108.7              | 101.5               | Türkozan & Olgun (2005)            |
| <i>ibera</i>                     | Anatolia            | 39.0         | 199.4     | 269          | 257       | 184          | 108.7              |                     | Türkozan <i>et al.</i> (2010)      |
| <i>ibera</i>                     | Macin, Romania      | 45.2         | 203.2     |              | 100       | 200          | 97.2               |                     | Cogălniceanu <i>et al.</i> (2010)  |
| <i>ibera</i>                     | Romania             | 44.5         |           | 240          | 209       | 210          |                    | 114.3               | Fuhn & Vancea (1961)               |
| <i>ibera</i>                     | Kolchis             | 45.2         | 185       | 233          | 23        | 174          | 106.3              | 117.1               | Inozemtsev & Pereshkolnik (1994)   |
| <i>ibera</i>                     | European Thrace     | 41.5         | 173       | 213          | 23        | 167          | 103.6              | 113.9               | Türkozan & Olgun (2005)            |
| <i>ibera</i>                     | Anatolian Thrace    | 40.5         | 139       | 178          | 38        | 129          | 107.8              | 96.2                | Türkozan & Olgun (2005)            |
| terrestris                       | Jordan              | 31.5         | 137.2     | 185.1        | 40        | 118          | 115.9              | 117.6               | Disi (1998)                        |
| terrestris                       | Israel              | 31.8         | 144.6     | 188          | 8         | 138          | 104.9              | 121.3               | This paper                         |
| terrestris                       | Hatay, S. Anatolia  | 36.5         | 208.6     | 238          | 16        | 204          | 102.4              | 99.6                | Türkozan <i>et al.</i> (2010)      |
| terrestris                       | Mardin, S. Anatolia | 37.3         | 202.7     | 248          | 29        | 203          | 99.9               | 103.3               | Türkozan & Olgun (2005)            |
| terrestris                       | South-east Anatolia | 37.5         | 166.9     | 257.5        | 9         | 145          | 115.4              | 136.3               | Türkozan <i>et al.</i> (2010)      |
| terrestris                       | Golan               | 33.1         | 211.6     | 260          | 30        | 193          | 109.8              | 110.6               | This paper                         |
| terrestris                       | South Anatolia      | 36.5         |           |              |           | 235          |                    |                     | Türkozan <i>et al.</i> (2010)      |





**Figure 1.** Photographing a tortoise in the field, with a 10 cm ruler raised on a stone to the level of greatest carapace length. The shell of this individual is healing after an injury, perhaps as a result of fire (Ma'ale Gamla, Golan Plateau, 24 April 2003; photograph by YLW).

criticized, especially for being asymmetrical (Lovich & Gibbons, 1992; Shine, 1994; Smith, 1999). However, the scaling of the fitness gain of a relatively larger male and the scaling of the fitness increase of a relatively larger female cannot be compared.

We checked conformity with Rensch's rule, too, by relating FMR to degrees latitude (North), as a lumping proxy for all SCL values (of females, males, and means), in two ways. First, using the representative FMR values derived from the SCL values for males and females of the various relevant geographical samples. Second, using 'individual' FMR values derived from the SCL measures of naturally matched males and females adequately photographed when copulating (nine pairs from Turkey, six from Israel plus one from Jordan).

Statistical analysis were performed using EXCEL 97–2003 (Microsoft), and, especially to verify significance, SPSS, version 21.0 (IBM Corp.). The tests used are named as appropriate. Some were one-tailed, when the assumption was obviously unilateral; this is always indicated.  $P < 0.05$  was considered statistically significant.

## RESULTS

### GEOGRAPHICAL VARIATION OF BODY SIZE

When we represented the SCL by the sample means (regarding the maxima as corrupted by variation of sample size), on the global scale, SCL was significantly correlated with the degrees latitude (for females,  $N = 29$ ,  $r = 0.419$ ,  $P = 0.024$ , two-tailed; for

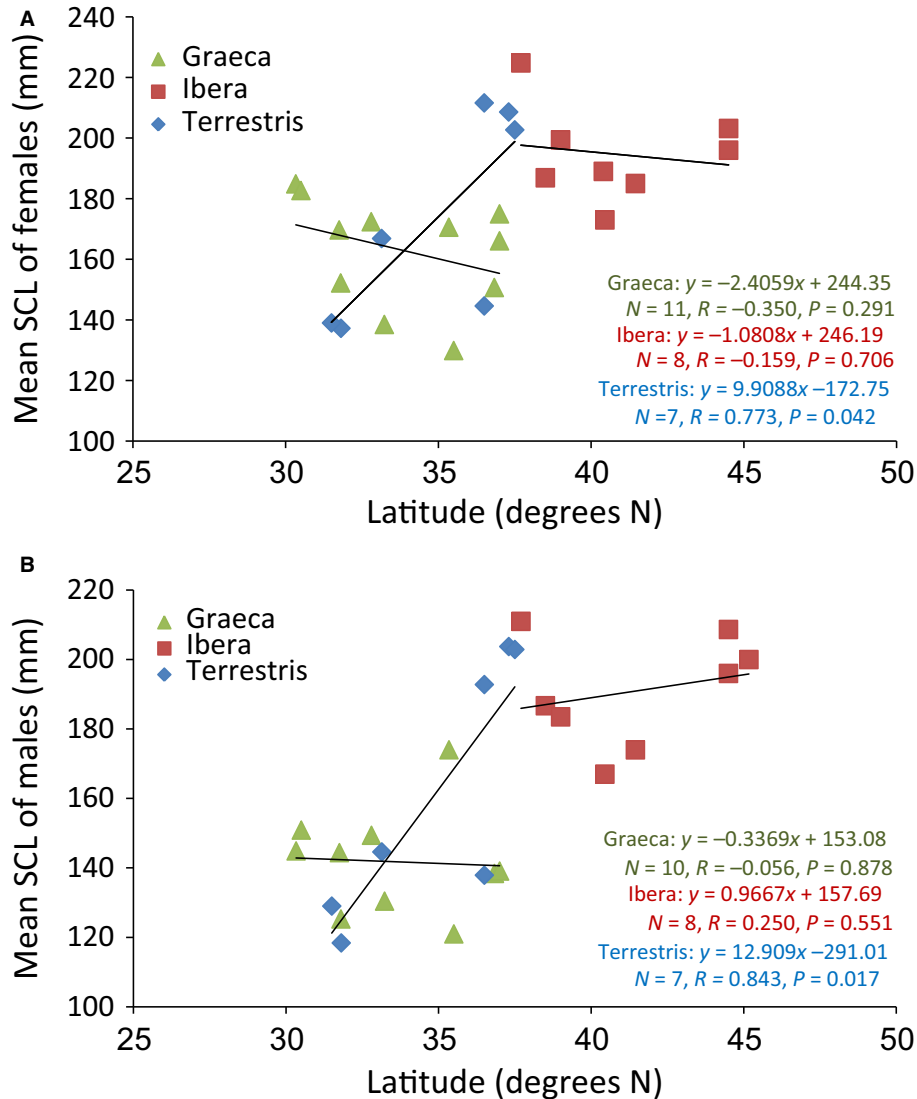
males,  $N = 28$ ,  $r = 0.747$ ,  $P < 0.000$ , two-tailed). When we represented the SCL by the samples' maxima, SCL was similarly correlated with the degrees latitude (for females,  $N = 25$ ,  $r = 0.472$ ,  $P = 0.017$ , two-tailed; for males,  $N = 24$ ,  $r = 0.642$ ,  $P = 0.001$ , two-tailed). Thus, *T. graeca s.l.* clearly conforms with Bergmann's rule.

However, it has been noted that, at the lowest taxonomic levels, Bergmann's rule tends to be less apparent (Bergmann, 1847; as translated by James, 1970; Blackburn *et al.*, 1999). Therefore, we segregated the data by subspecies (sometimes considered species) and, within each sex, tested again for correlation of representative (mean) SCL with latitude. Figure 2 shows that the occurrence and level of conformity with Bergmann's rule indeed varied across taxa. Among females, in *T. graeca graeca*,  $N = 11$ ,  $r = -0.350$ ,  $P = 0.291$  (two-tailed); in *T. g. iberica*,  $N = 8$ ,  $r = -0.159$ ,  $P = 0.706$  (two-tailed); and only *T. graeca terrestris* shows significance,  $N = 7$ ,  $r = 0.773$ ,  $P = 0.042$  (one-tailed). Similarly among males, in *T. g. graeca*,  $N = 10$ ,  $r = -0.056$ ,  $P = 0.878$  (two-tailed); in *T. graeca iberica*,  $N = 8$ ,  $r = 0.250$ ,  $P = 0.551$  (two-tailed); and only *T. g. terrestris* shows significance,  $N = 7$ ,  $r = 0.843$ ,  $P = 0.017$  (one-tailed).

To also confirm that, within the small area of Israel, the SCL of *Testudo graeca* geographically varies in accordance with Bergmann's rule, as indicated previously (Meiri *et al.*, 2010, 2011/2012), we subdivided the study area into a south–north series of five latitude zones (Fig. 3), from which we had similarly sized samples of museum specimens augmented by some photographed in the field (Table 2). Because we had similarly sized samples, we could represent them by their maximum values. The correlation of the maximum SCLs per zone with the latitude degrees of the zones from which they originated was significant ( $N = 5$ ,  $r = 0.940$ ,  $P = 0.017$ , two-tailed).

### VARIATION OF REPRODUCTIVE VARIABLES

We reviewed the available data on reproduction in *T. graeca* that could relate to the geographical variation in female body size. Although particularly desirable because of the debated systematics, information on *T. graeca* reproduction is scant (Fritz, 2004). The animals are considered endangered and data collection in nature is constrained. Even careful extensive captivity research data are often inadequate for geographical comparison (Lapid *et al.*, 2004; Lapid, 2013). Moreover, although the issue is rare, there is a caveat not to misinterpret extra large eggs that likely contain twins (Jeffrey, Fox & Smyth, 1953; Petty & Anderson, 1989) or Siamese twins (Göçmen, 2012; Lapid, 2013).



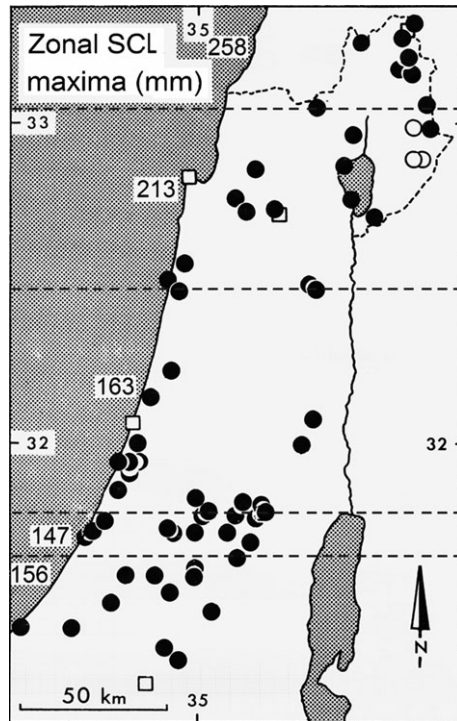
**Figure 2.** Correlation of straight carapace length (SCL) with latitude, in separate subspecies of *Testudo graeca*. Not every subspecies conforms with Bergmann's rule. A, females; B, males.

In the present study, the reproductive variable that was available in greatest sample size was egg volume (calculated from linear measurements), namely eight data from known latitudes (Table 3). Egg volume was not correlated with mean female SCL ( $N = 7, r = -0.135, P = 0.773$ ) and not with latitude, viewed as proxy for overall tortoise size, as explained above ( $N = 8, r = 0.202, P = 0.207$ ). This may result from the interaction of the two phenomena mentioned above. First, larger (and northern) females tend to have larger eggs; indeed, in the present study, unlike egg volume and egg width, egg length did correlate with latitude ( $N = 8, r = 0.608, P = 0.047$ ). Second, northern (and larger) females tend to have larger clutches, and this is often achieved by reducing egg size. Indeed, although

clutch size was known only for five of the samples, it was significantly correlated with latitude ( $N = 5, r = 0.970, P = 0.006$ , two-tailed). Finally, relative egg width (regional egg width as a percentage of regional female SCL) was, as expected, negatively correlated with regional female SCL ( $N = 7, r = -0.735, P = 0.030$ , one-tailed). (With radiographic measurement of eggs, the width is more accurate than the length.) This fits a hypothetical situation where larger females in the north lay larger clutches of smaller eggs.

#### GEOGRAPHICAL VARIATION OF SSD

Next, we tested whether the SSD of *T. graeca* varies in accordance with Rensch's rule. Female SCL and



**Figure 3.** Division of the focal study area into five latitude zones with similar sample sizes, showing the zonal maximum straight carapace lengths (SCLs). Solid circles indicate localities from which specimens originated; some yielded more than one individual. Open circles indicate photographic records. Squares indicate main towns for orientation.

male SCL were different but (naturally) correlated, in terms of both the regional means ( $N = 27$ ,  $r = 0.666$ ,  $P = 0.000$ , two-tailed) and the regional maxima ( $N = 24$ ,  $r = 0.745$ ,  $P < 0.001$ , two-tailed). We viewed the variation of SSD at both the global and the local levels, approaching this in three ways. (1) Concerning the global level, comparing the aforementioned equations of female and male SCLs as functions of latitude, we note that the enlargement of SCL towards north is much steeper in males than

in females, so that, although in the south (where the tortoises are relatively small), SSD is female biased, north of  $\sim 40^\circ\text{N}$  (with the tortoises relatively larger), the SSD becomes male biased. (2) Consequently, for those research projects that had reported SCL data of both sexes, we computed the representative FMR. This correlated negatively significantly with latitude, here serving as a 'proxy' representing the SCL of males, females and the mean (Fig. 4). Thus, at the lower latitudes where the tortoises are smaller, the higher FMRs show more strongly female-biased SSD. Specifically, this was when FMR was based on sample means ( $N = 27$ ,  $r = -0.779$ ,  $P < 0.000$ , two-tailed) and also when it was based on sample maxima ( $N = 23$ ,  $r = -0.433$ ,  $P = 0.039$ , two-tailed). However, within each of the three subspecies of which there were sufficient samples, the apparent negative correlation was significant only in *T. g. terrestris* (Fig. 4). FMR based on means also directly (negatively) correlated with SCL but only in males ( $N = 27$ ,  $r = -0.648$ ,  $P < 0.000$ , two-tailed) and not in females ( $N = 27$ ,  $r = -0.152$ ,  $P = 0.450$ , two-tailed). (3) Finally, we measured SCL on photographs of mating tortoises (Fig. 5) and calculated their 'individual' (per pair) FMR values. These significantly negatively correlated with latitude ( $N = 16$ ,  $r = -0.535$ ,  $P = 0.033$ ), although the data points clearly aggregated around two regression lines, one for Israel *s.l.* (plus Jordan) and another for Anatolia, with largely overlapping FMR values (Fig. 6). Although, for the Israel + Jordan sample, the negative correlation was not significant ( $N = 7$ ,  $r = -0.424$ ,  $P = 0.343$ ), for the Anatolia sample, the negative correlation was stronger and more significant ( $N = 9$ ,  $r = 0.743$ ,  $P = 0.022$ ) than for the pooled material.

Regarding actual correlation with SCL, pooled geographically, FMR did not correlate with female SCL ( $N = 16$ ,  $r = -0.152$ ,  $P = 0.574$ ) and weakly negatively correlated with male SCL ( $N = 16$ ,  $r = -0.445$ ,  $P = 0.042$ , one-tailed). Split by geography, in Israel + Jordan, the individual FMR failed to correlate with female SCL ( $N = 7$ ,  $r = -0.85$ ,  $P = 0.856$ , two-tailed) or with male SCL ( $N = 7$ ,

**Table 2.** Division of Israel into five latitude zones with similarly sized samples

| Zone name       | Range of latitude degrees | Number of adults in zone | Maximum SCL in zone (mm) | Latitude of maximum SCL |
|-----------------|---------------------------|--------------------------|--------------------------|-------------------------|
| Golan + North   | 33.06–33.32               | 19                       | 258                      | 33.3                    |
| North + Golan   | 32.48–33.03               | 18                       | 213                      | 32.9                    |
| Northern centre | 31.78–32.48               | 20                       | 163                      | 32.2                    |
| Southern centre | 31.65–31.78               | 20                       | 147                      | 31.7                    |
| South           | 30.81–31.64               | 19                       | 156                      | 31.4                    |

SCL, straight carapace length.

**Table 3.** Reproduction data of *Testudo graeca*

| Subspecies in the present study | Locality           | Latitude (N) | Female SCL (mm) | Egg total (N) | Egg length (mm) | % Egg length of female SCL | Egg width (mm) | % Egg width of female SCL | Egg volume (ml) | Clutch size (number of eggs) | Clutches per year | Reference                             |
|---------------------------------|--------------------|--------------|-----------------|---------------|-----------------|----------------------------|----------------|---------------------------|-----------------|------------------------------|-------------------|---------------------------------------|
| <i>buxtoni</i>                  | North-west Iran    | 47.75        | 171             | 9             | 36.89           | 21.57                      | 31.89          | 18.65                     | 19.63           | 9                            |                   | Rezazadeh <i>et al.</i> (2014)        |
| <i>graeca s.l.</i>              | Donana, Spain      | 37           | 175             | 31            | 33.87           | 19.35                      | 27.97          | 15.98                     | 13.87           | 3.48                         | 2.47              | Diaz <i>et al.</i> (1996)             |
| <i>graeca s.l.</i>              | North-west Tunisia | 36.5         | 200             | 35            | 35              | 17.5                       | 27.75          | 13.88                     | 14.11           | 4                            |                   | Siebenrock (1913)                     |
| <i>graeca s.l.</i>              | Southern Spain     | 37.5         | 175             | 34            | 33.2            | 18.97                      | 26.8           | 15.31                     | 12.49           |                              |                   | Lopéz Jurado <i>et al.</i> (1979)     |
| <i>ibera</i>                    | Romania            | 44.5         | 203             | 42            | 42              | 20.69                      | 22             | 10.84                     | 10.64           |                              |                   | Fuhn-Vancea (1961)                    |
| <i>ibera</i>                    | Epanomi            | 40.4         | 189             | 9             | 35.4            | 18.73                      | 29.2           | 15.45                     | 15.80           | 4.5                          | 2.8               | Hailey & Lounbourdis (1988)           |
| <i>ibera</i>                    | Kolchis            | 45.2         | 210             | 10            | 36.65           | 17.45                      | 30.65          | 14.60                     | 18.03           | 4.9                          |                   | Inozemtsev & Pereshkolnik (1994)      |
| <i>ibera</i>                    | Azerbaijan         | 40.5         |                 | 9             | 38.7            |                            | 30.9           |                           | 19.33           |                              |                   | Nadjarov, Iskenderov & Eminova (1992) |

SCL, straight carapace length.

$r = -0.371$ ,  $P = 0.413$ , two-tailed). In Anatolia, unexpectedly, the individual FMR positively correlated with female SCL ( $N = 9$ ,  $r = 0.677$ ,  $P = 0.045$ , two-tailed), although not with male SCL ( $N = 9$ ,  $r = 0.014$ ,  $P = 0.971$ , two-tailed).

## DISCUSSION

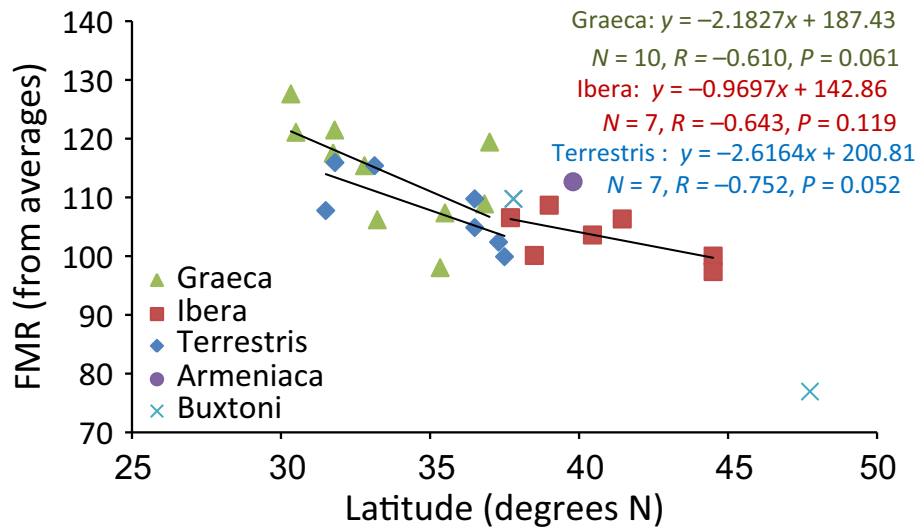
## BERGMANN'S RULE

Our result, indicating that Bergmann's rule is indeed valid for *T. graeca s.l.*, supports previous claims that Bergmann's rule is valid for Testudines (Ashton & Feldman, 2003) or at least for some Testudinidae (Sacchi *et al.*, 2007; Meiri *et al.*, 2010, 2011/2012), despite these being ectothermic. The rule, initially enacted for the endothermic birds and mammals (Meiri & Dayan, 2003), was also found to be valid for many ectothermic animal groups, including insects and others of small body size (as noted in the Introduction). Therefore, it is hard to accept as omnipotent the initial functional explanation that it derives from the effects of the body's volume/surface ratio on thermoregulation (Bergmann, 1847; as translated by James, 1970). Moreover, it has been claimed that, for ectotherms, Bergmann's rule can be disadvantageous because of the time required for warming up (Pincheira-Donoso *et al.*, 2007, 2008).

If we are willing to consider a functional hypothesis applicable just to tortoises, the effect of body size on thermoregulation warrants further scrutiny. Improved thermoregulation means more activity hours per year, enhancing life history and fitness, and this would be selected for. It appears that the skin of reptiles, and especially the shield of tortoises, has relatively low heat conductance. This strengthens the increased thermal inertia typical of larger bodies (Benedict, 1932; McNab, 1970; King, 1996), climaxing with considerable thermal stability in large reptiles such as the giant lizard *Varanus komodoensis* or the giant Galapagos tortoises *Chelonoidis nigra* spp. (Mackay, 1964; Brattstrom, 1973; McNab & Auffenberg, 1976; Huey, 1982). This situation has even generated the proposal that dinosaurs could have been physiologically ectothermic and, as a result of thermal inertia, functionally homoiothermic (McNab & Auffenberg, 1976).

This hypothesis does suffer from two weaknesses. First, we still await demonstration of the scope of gain from the different thermal flux of smaller and larger tortoises, either by direct experimentation or by targeted calculation. Second, in some turtles, the geographical variation of body size appears to be affected by other factors, or affected more by other factors. These turtles include *Clemmys guttata* (Litzgus, DuRant & Mousseau, 2004), *Glyptemys*





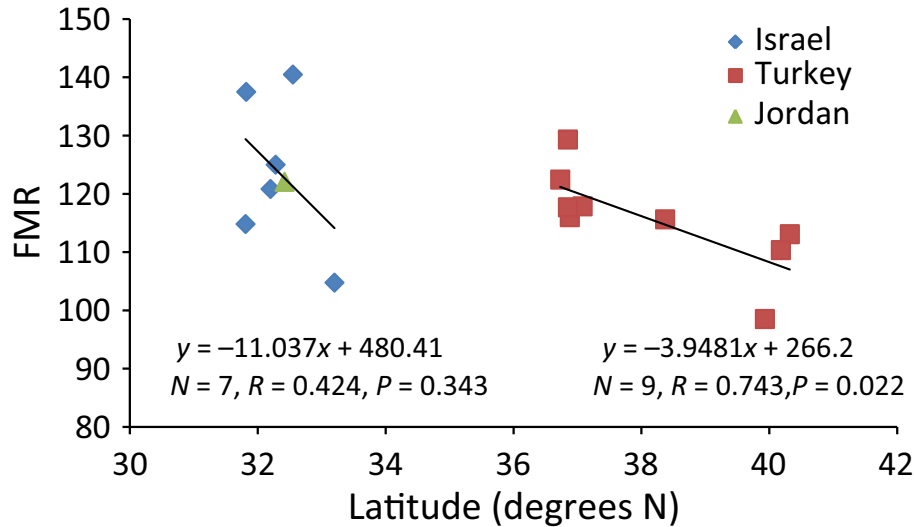
**Figure 4.** The correlation of female to male ratio (FMR) (based on the means of male and female *Testudo graeca* ssp. in 27 projects) with latitude is significant, total:  $N = 27$ ,  $r = -0.779$ ,  $P < 0.000$  (two-tailed). Of the component subspecies with sufficient samples, the correlation is only significant for *Testudo graeca terrestris*:  $N = 7$ ,  $r = -0.752$ ,  $P = 0.052$  (two-tailed). For *T. g. graeca* it is:  $N = 10$ ,  $r = -0.610$ ,  $P = 0.061$  (two-tailed) and, for *Testudo graeca iberica*, it is:  $N = 7$ ,  $r = -0.643$ ,  $P = 0.119$  (two-tailed).



**Figure 5.** Examples of photographs of mating tortoises providing relative sizes of matched males and females for computing individual female to male ratio (FMR) values. A, Israel: Kefar Szold, 33.2°N, FMR = 105 (photograph by E. Vanuno). B, Israel, Jerusalem, 31.8°N, FMR = 137.5 (photograph by E. D. Reiss). C, Turkey: Ankara, 39.9°N, FMR = 98.5 (photograph by Z. Erbaş). D, Turkey: Marmaris-Mugla, 36.8°N, FMR = 129 (photograph by N. Firtina).

*insculpta* (Greaves & Litzgus, 2009) and up to four of the 23 species examined in the seminal study by Ashton & Feldman (2003).

Among several potential alternative hypotheses to explain Bergmann's rule (Van Voorhies, 1996, 1997; Blackburn *et al.*, 1999), the most relevant appears to



**Figure 6.** Correlation of 'individual' (per pair) female to male ratio (FMR) values derived from copulation photographs ( $N = 16$ ) with latitude. The data points aggregate to represent one regression line at the latitudes of Israel and Jordan, and another at the latitudes of Anatolia.

be the reproductive one. The shorter reproductive season of the colder northern latitudes, constraining the number of successive clutches (Iverson, 1992b), likely exerts a selection pressure to enlarge the clutches (or litters) and possibly also the offspring (Rothermel & Castellón, 2014). This mechanism is known in mammals and birds (Fitch, 1985) but, in principle, can apply both to endotherms, where it applies compatibly with the thermal hypothesis, and to ectotherms of all groups and sizes.

In Testudines, some clutch enlargement can be achieved at the expense of offspring size; there is widespread negative correlation of clutch size and egg size (Iverson *et al.*, 1993; Charnov & Morgan Ernest, 2006; Warne & Charnow, 2008) but mainly one would expect enlargement of maternal size. Several wide-ranging species of the northern hemisphere indeed have larger bodies in the cooler north. This occurred in 19 of the 23 species sampled by Ashton & Feldman (2003) and was shown in detail in *Chrysemys picta* (Moll, 1973; Iverson & Smith, 1993).

In parallel, many turtle species have larger clutches in their northern populations (Iverson *et al.*, 1993), as occurs also in lizards (Wang *et al.*, 2011). In a commonly ignored study, Fitch (1985) reviewed some 33 600 clutches and litters of 165 species of New World reptiles; all of the six turtles included had larger clutches in the north. This is sometimes known to be accompanied by a reduction of the number of successive clutches in the north, and is considered to compensate for the latter reduction. Such is the case in *C. picta* (Moll, 1973; Iverson & Smith, 1993) and *C. guttata* (Litzgus & Mousseau, 2006).

Indeed, commonly in turtles, as in other ectothermic vertebrates (Frankenberg & Werner, 1992), there is a strong intra-specific correlation of clutch size with maternal size. This occurs, in *Testudo hermanni* (Hailey & Loumbourdis, 1988), *C. picta* (Iverson & Smith, 1993) and *Kinixys spekii* (Hailey & Coulson, 1997). Exceptions do occur, such as *C. guttata* (Litzgus & Mousseau, 2006) and *T. graeca* according to Hailey & Loumbourdis (1988).

Although, in turtles as elsewhere, clutch size and egg size are negatively correlated as a trade-off (Moll, 1973; Iverson *et al.*, 1993), exceptionally, both correlate with maternal size, as in *Gopherus polyphemus* (Rothermel & Castellón, 2014). In other words, egg size can also correlate with maternal size. An



**Figure 7.** Two male Galapagos tortoises (*Chelonoidis nigra porteri*) interacting (Indefatigable island, Galapagos, January 2010; courtesy of Arlo Midgett).

early reptilian precedent of this phenomenon had been reported from lizards (Frankenberg & Werner, 1992).

On this background, we reviewed the data on *T. graeca* reproduction that could justify the geographical variation in female body size. Our findings fit a hypothetical situation for which the larger females in the north lay larger clutches of smaller eggs. This is compatible with the reproductive hypothesis: presumably, the egg size reduction in the north results from a demographically necessary increase in clutch size that is incompletely enabled by increased body size, and requires augmentation from decreased egg size. More direct proof obviously requires more data.

#### RENSCH'S RULE

The results concerning Rensch's rule contribute to a clarification of the two controversies noted in the Introduction: (1) Overall, the SSD of *T. graeca* (Testudines: Testudinidae) does vary in accordance with Rensch's rule. (2) Overall, where the *T. graeca* individuals are relatively small, their SSD is female biased but, where the tortoises are larger, the SSD is male biased. We do note the apparent exception shown by the copulation partners: across Anatolia, FMR correlates positively with female SCL, so that the SSD is female biased for the largest females. We interpret this as probably reflecting the Bergmanian selection force enlarging the maternal size, outweighing the Renschian selection force for dominant males. However, the available data do not enable sufficient exploration of a third selection force considered to operate; for example, in lizards, males select large females (Stamps, 1983). Our results appear to be compatible with the conclusions of Berry & Shine (1980) and Halámková *et al.* (2013) but counter those of Cox *et al.* (2007) suggesting that Testudinidae fail to conform with Rensch's rule. More recently, conformity with Rensch's rule was also confirmed for *C. picta* (Emydidae) (Litzgus & Smith, 2010) and Kinosternidae (Cox *et al.*, 2007; Ceballos & Iverson, 2014).

By contrast, Gibbons & Lovich (1990) had concluded that *Trachemys scripta* (Emydidae) failed to conform with Rensch's rule. Moreover, *Emys orbicularis* (Emydidae) may vary in a manner opposing Rensch's rule. Although, in Iberia and North Africa, the sexes are of similar size (Fritz, 2001, 2003), elsewhere, the SSD is female biased. However, in a population where the terrapins are relatively large, the SSD is stronger and the females are much bigger than the males (Fritz, 2001). Such 'converse Rensch's rule' variation has already been reported in some snakes (Cox *et al.*, 2007). The case of *E. orbicularis*

deserves and awaits analysis. Fritz (2001, 2003) has accumulated size data from hundreds of populations, with assorted patterns of variation among neighbouring populations. Altogether, it must be borne in mind that inter-subspecific or geographical differences in SSD and FMR can occur, also in Testudines, without relation to Rensch's rule (Yasukawa, Ota & Iverson, 1996; Carretero *et al.*, 2005; Lovich *et al.*, 2010).

Exceptions notwithstanding, the frequent realization of Rensch's rule requires a functional explanation. The statistical reviews of Abouheif & Fairbairn (1997) and Dale *et al.* (2007) indicate that the hypothesis best fitting the kingdom-wide phenomena is the one attributing Rensch's rule to sexual selection for male size. The conclusions of Berry & Shine (1980) regarding the SSD of Testudines, predating the era of Rensch's rule and linking male-biased SSD with male combat, are in accordance with the above.

Male combat is not ubiquitous in Testudines. As noted by Berry & Shine (1980), it occurs mainly where SSD is male biased; in Testudinidae, mainly in the large species: the African *Geochelone sulcata* and *S. pardalis* and the Galapagos tortoises (*C. nigra* spp.) (Fig. 7).

*Testudo graeca* males have long been known or considered to vie with rivals over females. Brehm (1878) quoted Dumeril saying that each male would bite the other in the neck and endeavour to turn him over. According to Schreiber (1912) the combatants would knock and push each other. At those times (i.e. before 1925–1926), *T. graeca* meant what today is *T. hermanni* (Fritz & Bininda-Emonds, 2007) but, by implication, the observations appears to apply also *T. graeca* as considered currently because the two share the same combat behaviour (Auffenberg, 1977). *Testudo graeca* was specifically listed by Berry & Shine (1980) as one of the species having male-biased SSD, with males engaging in combat. For these character states in this species, they provided three sources, which, to be on the safe side, we pursued. (1) Loveridge & Williams (1957) listed, presumably as maxima, a male of 145 mm carapace length (MCZ 18161) and a female of 192 mm (MCZ 1498) and quoted Flower (1945) for three females of 276, 298 and 365 mm. Regarding combat, they only describe captivity observations of two males with a female, saying, 'Owing, perhaps, to the difference in age and size of the males, no combats were observed between them'. (2) Watson (1962) described the courting and mating of an male approximately 22 cm in length with an female approximately 25 cm in length on Kos island (near south-west Anatolia), without mentioning combat. (3) Auffenberg (1977) reviewed the display behaviours in tortoises, listing *T. graeca* as employing the tactile signals of ramming and pushing in both courtship and combat.



However, he provided no sources concerning tactile signals (Table 3), although he did for vocal signals (Table 1) and for biting (Table 2). This leaves us with meager evidence of male dominance and male combats in *T. graeca*. Yet the male combat of ramming attributed by Auffenberg to *Stigmochelis pardalis* has indeed been described from that species by Archer (1948).

Quotations and misquotations notwithstanding, the situation in *T. graeca* is in accordance with our survey: heterogeneous. In Anatolia, the males are relatively large and males have been observed combating: with two males approaching a female. For a short time, the smaller male repeatedly rammed the bigger one (approximately as large as the female) until the latter gave up following the female (Mt Nemrut, Tatvan, Bitlis province, East Anatolia, 13 August 2011; B. Göçmen, unpubl. data). In Israel, the males are relatively small; we have never encountered male combat, nor has our questioning of other researchers yielded any report. Moreover, during an extensive field study, two separate cases were observed in which two males courted one female, only one male copulated with her, and no combat occurred (Ramat HaNadiv Park, Israel, 2013–2014, M. Bernheim, unpubl. data). It remains unknown, and will not be easy to determine, how this situation arose. However, as in the case of Bergmann's rule, our data review is compatible with the prevailing hypothesis on the proximal cause for Rensch's rule: male combat exists in large Testudinidae, and perhaps only or mainly in the large-bodied populations within *T. graeca s.l.*. Convincing proof awaits more data.

Finally, it is interesting that, by the yardstick of individual mate selection, Rensch's rule appears to manifest itself separately in Anatolia and in the Levant. If confirmed by larger samples, this might support considering these populations as separate entities, each with its set of selection forces and local gradients.

#### GENERAL COMMENTS

First, we must repeat and emphasize that many samples were small, relative to the within-sample variation. Often, this appeared to prevent significant results. However, a small random sample of individuals could also generate spurious significant results. Moreover, it is unclear to what extent the bulk of tortoises facilitates observation in the field or depresses collection for the museum. Clearly, additional data are desirable, particularly of reproduction.

Our conclusions suggesting that our results are compatible with both Bergmann's and Rensch's

rules, and with their prevailing explanations, are not annulled by the fact that, in some other testudinate species, one rule or the other has been found invalid. However, as explained above, the alternative, original, hypothesis on the functional basis of Bergmann's rule, invoking the thermal inertia of larger bodies, has still not been examined exhaustively. This hypothesis has not been supported but, by the same token, it has not yet been failed. If this hypothesis were examined and revived, it might, speculatively, apply also to Rensch's rule. Males and females differ. Conceivably, males (of some species) may have greater need for the improved thermoregulation provided by an enlarged body because of their greater activity, as beyond foraging they seek females. This may be unlikely because the biggest tortoises, with the relatively largest males, live in warm areas. However, the balance and trade-off between assorted factors may differ in different cases (Lovich *et al.*, 2010; Ceballos *et al.*, 2013; Halámková *et al.*, 2013). Thus, in some cases, in the context of seeking females, males might benefit from larger bodies because the speed of locomotion is a function of body size.

#### ACKNOWLEDGEMENTS

We appreciate and acknowledge the crucial help of successive collection managers at the Hebrew University of Jerusalem and Tel-Aviv University with respect to the material and data; the generosity of photographers Zati Erbaş, Neriman Firtina, Arlo Midgett, Esther D. Reiss, and Eyal Vanuno; and the support of Mai Bernheim, Ariel Chipman, Robert Cox, Raphael Falk, Uwe Fritz, Eva Graciá Martínez, John Iverson, Brian McNab, and Avi Streng (Technical Equipment Ltd) regarding advice, discussions, information, and literature. We are indebted to the reviewers, especially Uwe Fritz, for many helpful comments.

#### REFERENCES

- Abouheif E, Fairbairn DJ. 1997.** A comparative analysis of allometry for sexual dimorphism: assessing Rensch's rule. *American Naturalist* **149**: 540–562.
- Adams DC, Church JO. 2007.** Amphibians do not follow Bergmann's rule. *Evolution* **62**: 413–420.
- Angilletta MJ, Dunham AE. 2003.** The temperature-size rule in ectotherms: simple evolutionary explanations may not be general. *American Naturalist* **162**: 332–342.
- Angilletta MJ, Niewiarowski PH, Dunham AE, Leaché AD, Porter WP. 2004.** Bergmann's clines in ectotherms: illustrating a life-historical perspective with sceloporine lizards. *American Naturalist* **164**: E168–E183.



- Archer WH. 1948.** The mountain tortoise (*Geochelone pardalis*). *African Wild Life (Johannesburg)* **2**: 75–78.
- Arnett AE, Gotelli NJ. 1999.** Geographic variation in life history traits of the ant lion, *Myrmeleon immaculatus*: evolutionary implications of Bergmann's rule. *Evolution* **53**: 1180–1188.
- Ashton KG. 2002.** Do amphibians follow Bergmann's rule? *Canadian Journal of Zoology* **80**: 708–716.
- Ashton KG, Feldman CR. 2003.** Bergmann's rule in nonavian reptiles: turtles follow it, lizards and snakes reverse it. *Evolution* **57**: 1151–1163.
- Atkinson D. 1994.** Temperature and organism size: a biological law for ectotherms. *Advances in Ecological Research* **25**: 1–58.
- Atkinson D, Sibly RM. 1997.** Why are organisms usually bigger in colder environments? Making sense of a life history puzzle. *Trends in Ecology and Evolution* **12**: 235–239.
- Auffenberg W. 1977.** Display behavior in tortoises. *American Zoologist* **17**: 241–250.
- Bailey JR, Highfield AC. 1996.** Observations on ecological changes threatening a population of *Testudo graeca graeca* in the Souss Valley, southern Morocco. *Chelonian Conservation and Biology* **2**: 36–42.
- Belk MC, Houston DD. 2002.** Bergmann's rule in ectotherms: a test using freshwater fishes. *American Naturalist* **160**: 803–808.
- Benedict FG. 1932.** *The Physiology of large reptiles: with special reference to the heat production of snakes, tortoises, lizards and alligators*. Washington, DC: Carnegie.
- Bergmann C. 1847.** Ueber die Verhältnisse der wärmeökonomie der thiere zu ihrer grösse. *Göttinger Studien* **3**: 595–708.
- Berry JF, Shine R. 1980.** Sexual size dimorphism and sexual selection in turtles (Order Testudines). *Oecologia (Berlin)* **44**: 185–191.
- Blackburn TM, Gaston KJ, Loder N. 1999.** Geographic gradients in body size: a clarification of Bergmann's rule. *Diversity and Distributions* **5**: 165–174.
- Boycott RC, Bourquin O. 2000.** *The Southern African tortoise book. A guide to Southern African tortoises, terrapins and turtles*. KwaZulu-Natal: Privately Printed.
- Brattstrom BH. 1973.** Rate of heat loss by large Australian monitor lizards. *Bulletin of the Southern California Academy of Sciences* **72**: 52–54.
- Brehm AE. 1878.** *Brehms Thierleben, 2 edn: Vol. 7, Die Kriechthiere und Lurche*. Leipzig: Bibliographisches Institut.
- Buică G, Iosif R, Cogălniceanu D. 2013.** Demography and conservation of an isolated Spur-thighed tortoise *Testudo graeca* population in Dobrogea (Romania). *Ecologia Balkanica* **5**: 97–106.
- Buskirk JR, Keller C, Andreu AC. 2001.** *Testudo graeca* Linnaeus, 1758 – Maurische Landschildkröte. In Fritz U, ed. *Handbuch der Reptilien und Amphibien Europas, Vol. 3/IIIA: Schildkröten (Testudines) I (Bataguridae, Testudinidae, Emydidae)*. Wiebelsheim: Aula, 125–178.
- Camerano L. 1877.** Dei caratteri sessuali della *Testudo iberica* Pallas. *Atti della Real Accademia delle Scienze di Torino* **13**: 97–102.
- Carretero MA, Znrari M, Harris DJ, Mace JC. 2005.** Morphological divergence among populations of *Testudo graeca* from west-central Morocco. *Animal Biology* **55**: 259–279.
- Ceballos CP, Iverson JB. 2014.** Patterns of sexual size dimorphism in Chelonia: revisiting Kinosternidae. *Biological Journal of the Linnean Society* **111**: 806–809.
- Ceballos CP, Adams DC, Iverson JB, Valenzuela N. 2013.** Phylogenetic patterns of sexual Size dimorphism in turtles and their implications for Rensch's rule. *Evolutionary Biology* **40**: 194–208.
- Charnov EL, Morgan Ernest LK. 2006.** The offspring-size/clutch-size trade-off in mammals. *American Naturalist* **167**: 578–582.
- Cogălniceanu D, Samoilă C, Tudor M, Tallowin O. 2010.** An extremely large spur-thighed tortoise male (*Testudo graeca*) from Măcin Mountains National Park, Romania. *Herpetology Notes* **3**: 45–48.
- Cox RM, Butler MA, John-Alder HB. 2007.** The evolution of sexual size dimorphism in reptiles. In: Fairbairn DJ, Blanckenhorn WU, Székely D, eds. *Sex, size and gender roles: evolutionary studies of sexual size dimorphism*. Oxford: Oxford University Press, 38–49.
- Cruz FB, Fitzgerald LA, Espinoza RE, Schulte JA. 2005.** The importance of phylogenetic scale in tests of Bergmann's and Rapoport's rules: lessons from a clade of South American lizards. *Journal of Evolutionary Biology* **18**: 1559–1574.
- Dale J, Dunn PO, Figuerola J, Lislevand T, Székely T, Whittingham LA. 2007.** Sexual selection explains Rensch's rule of allometry for sexual size dimorphism. *Proceedings of the Royal Society of London Series B, Biological Sciences* **274**: 2971–2979.
- Diaz PC, Keller C, Andreu AC. 1996.** Clutch frequency, egg and clutch characteristics and nesting activity of spur-thighed tortoises, *Testudo graeca*, in southwestern Spain. *Canadian Journal of Zoology* **74**: 560–564.
- Disi AM. 1998.** Morphometrics, distribution and ecology of chelonians in Jordan (Reptilia: Testudines). *Faunistische Abhandlungen, Staatliches Museum für Tierkunde Dresden* **21**(Suppl. 5): 31–41.
- Fairbairn DJ. 1997.** Allometry for sexual size dimorphism: pattern and process in the coevolution of body size in males and females. *Annual Review of Ecology and Systematics* **28**: 659–687.
- Fairbairn DJ, Preziosi RF. 1994.** Sexual selection and the evolution of allometry for sexual size dimorphism in the waterstrider, *Aquarius remigis*. *American Naturalist* **144**: 101–118.
- Feldman A, Meiri S. 2014.** Australian snakes do not follow Bergmann's rule. *Evolutionary Biology* **41**: 327–335.
- Fitch HS. 1976.** Sexual size differences in the mainland anoles. *Occasional Papers of the Museum of Natural History, The University of Kansas* **50**: 1–21.
- Fitch HS. 1978.** Sexual size differences in the genus *Sceloporus*. *University of Kansas Science Bulletin* **51**: 441–461.
- Fitch HS. 1981.** Sexual size differences in reptiles. *University of Kansas Museum of Natural History, Miscellaneous Publication* **70**: 1–72.

- Fitch HS. 1985.** Variation in clutch and litter size in New World reptiles. *University of Kansas Museum of Natural History, Miscellaneous Publication* **76**: 1–76.
- Flower SS. 1945.** Persistent growth in the tortoise, *Testudo graeca*, for thirty-nine years, with other Notes concerning that species. *Proceedings of the Zoological Society of London* **114**: 451–455.
- Frankenberg E, Werner YL. 1992.** Egg, clutch and maternal sizes in lizards: intra- and interspecific relations in Near-Eastern Agamidae and Lacertidae. *The Herpetological Journal* **2**: 7–18.
- Fritz U. 2001.** *Emys orbicularis* (Linnaeus, 1758) – Europäische Sumpfschildkröte. In Fritz U, ed. *Handbuch der Reptilien und Amphibien Europas. Band 3/IIIA Schildkrotten (Testudines) I (Bataguridae, Testudinidae, Emydidae)*. Wiebelsheim: Aula, 343–515.
- Fritz U. 2003.** *Die Europäische Sumpfschildkröte*. Bielefeld: Laurenti.
- Fritz U. 2004.** Record clutch size in *Testudo graeca iberica* PALLAS, 1814 s. l. from Van Gölü region (Turkey). *Herpetozoa* **16**: 165–166.
- Fritz U, Bininda-Emonds ORP. 2007.** When genes meet nomenclature: tortoise phylogeny and the shifting generic concepts of *Testudo* and *Geochelone*. *Zoology* **110**: 298–307.
- Fritz U, Hundsdörfer AK, Široký P, Auer M, Kami H, Lehmann J, Mazanaeva LF, Türkozan Ö, Wink M. 2007.** Phenotypic plasticity leads to incongruence between morphology-based taxonomy and genetic differentiation in western Palaearctic tortoises (*Testudo graeca* complex; Testudines, Testudinidae). *Amphibia-Reptilia* **28**: 97–121.
- Fritz U, Harris DJ, Fahd S, Rouag R, Graciá Martínez E, Giménez Casalduero A, Široký P, Kalboussi M, Jdeidi TB, Hundsdörfer AK. 2009.** Mitochondrial phylogeography of *Testudo graeca* in the Western Mediterranean: old complex divergence in North Africa and recent arrival in Europe. *Amphibia-Reptilia* **30**: 63–80.
- Fritz U, Daniels SR, Hofmeyr MD, González J, Barrio-Amorós CL, Široký P, Hundsdörfer AK, Stuckas H. 2010.** Mitochondrial phylogeography and subspecies of the wide-ranging sub-Saharan leopard tortoise *Stigmochelys pardalis* (Testudines: Testudinidae) – a case study for the pitfalls of pseudogenes and GenBank sequences. *Journal of Zoological Systematics and Evolutionary Research* **48**: 348–359.
- Fritz U, Alcalde L, Vargas-Ramírez M, Goode EV, Fabius-Turoblin DU, Praschag P. 2012.** Northern genetic richness and southern purity, but just one species in the *Chelonoidis chilensis* complex. *Zoologica Scripta* **41**: 220–232.
- Fuhn IE, Vancea S. 1961.** *Fauna Republicii Populare Romine, Vol. 14: Reptilia*. Bucuresti: Academia Republicii Populare Romine.
- de Gadeau Kerville H. 1908.** *Voyage zoologique en Khoumirie (Tunisie), mai-juin 1906*. Paris: J.-B. Baillière. (Cited by Siebenrock, 1913)
- Gibbons JW, Lovich JE. 1990.** Sexual dimorphism in turtles with emphasis on the slider turtle (*Trachemys scripta*). *Herpetological Monographs* **4**: 1–29.
- Göçmen B. 2012.** Siamesischer Zwilling von *Testudo graeca iberica*. *Marginata* **9**: 54–55.
- Graciá E, Botella F, Rodríguez R, Anadón J D, Fritz U, Giménez A. 2015.** Autóctona o introducida? Origen de la población de tortuga mora en el sureste ibérico. *Quercus* **347**: 32–40.
- Greaves WF, Litzgus JD. 2009.** Variation in life-history characteristics among populations of North American wood turtles: a view from the north. *Journal of Zoology* **279**: 298–309.
- Hailey A, Coulson IM. 1997.** Nesting behaviour and clutch and egg size of the hingeback tortoise *Kinixys spekii*. *British Herpetological Society Bulletin* **54**: 11–18.
- Hailey A, Loumbourdis NS. 1988.** Egg size and shape, clutch dynamics, and reproductive effort in European tortoises. *Canadian Journal of Zoology* **66**: 1527–1536.
- Halámková L, Schulte JA, Langen TA. 2013.** Patterns of sexual size dimorphism in Chelonia. *Biological Journal of the Linnean Society* **108**: 396–413.
- Huey RB. 1982.** Temperature, physiology, and the ecology of reptiles. In: Gans C, Pough FH, eds. *Biology of the reptilia*, Vol. 12. London: Academic Press, 25–91.
- Inozemtsev AA, Pereshkolnik SL. 1994.** Status and conservation of *Testudo graeca* inhabiting the Black Sea coast of Caucasus. *Chelonian Conservation and Biology* **1**: 151–158.
- Iverson JB. 1992a.** *A revised checklist with distribution maps of the turtles of the world*. Richmond, IN: Privately Printed.
- Iverson JB. 1992b.** Correlates of reproductive output in turtles (order Testudines). *Herpetological Monographs* **6**: 25–42.
- Iverson JB, Smith GR. 1993.** Reproductive ecology of the painted turtle (*Chrysemys picta*) in the Nebraska sand hills and across its range. *Copeia* **1993**: 1–21.
- Iverson JB, Balgooyen CP, Byrd KK, Lyddan KK. 1993.** Latitudinal variation in egg and clutch size in turtles. *Canadian Journal of Zoology* **71**: 2448–2461.
- James FC. 1970.** Geographic size variation in birds and its relationship to climate. *Ecology* **51**: 365–390.
- Jeffrey FP, Fox TW, Smyth JR Jr. 1953.** Observations on double-yolked eggs from the domestic fowl. *Journal of Heredity* **44**: 213–216.
- King G. 1996.** *Reptiles and herbivory*. New York, NY: Chapman and Hall.
- Lapid R. 2013.** Development of a management technology for the breeding of wild tortoise, *Testudo graeca terrestris*, in captivity. Unpublished PhD Dissertation, Hebrew University of Jerusalem, Jerusalem. (In English, Hebrew abstract.)
- Lapid R, Nir I, Snapir N, Robinzon B. 2004.** Reproductive traits in the spur-thighed tortoise (*Testudo graeca terrestris*): new tools for the enhancement of reproductive success and survivorship. *Theriogenology* **61**: 1147–1162.
- Lindsey CC. 1966.** Body sizes of poikilotherm vertebrates at different latitudes. *Evolution* **20**: 456–465.
- Litzgus JD, Mousseau TA. 2006.** Geographic variation in reproduction in a Freshwater turtle (*Clemmys guttata*). *Herpetologica* **62**: 132–140.

- Litzgus JD, Smith SE. 2010.** Geographic variation in sexual size dimorphism in painted turtles (*Chrysemys picta*). *Journal of Herpetology* **44**: 320–326.
- Litzgus JD, DuRant SE, Mousseau TA. 2004.** Clinal variation in body and cell size in a widely distributed vertebrate ectotherm. *Oecologia* **140**: 551–558.
- López Jurado LF, Talavera Torralba PA, Ibáñez González JM, McIvor JA, García Alcázar A. 1979.** Las tortugas terrestres *Testudo graeca* y *Testudo hermanni* en España. *Naturalia Hispanica* **17**: 1–63.
- Loveridge A, Williams EE. 1957.** Revision of the African tortoises and turtles of the suborder Cryptodira. *Bulletin of the Museum of Comparative Zoology* **115**: 163–557.
- Lovich JE, Gibbons JW. 1992.** A review of techniques for quantifying sexual dimorphism. *Growth, Development and Aging* **56**: 269–281.
- Lovich JE, Ernst CH, McBreen JF. 1990.** Growth, maturity, and sexual dimorphism in the wood turtle, *Clemmys insculpta*. *Canadian Journal of Zoology* **68**: 672–677.
- Lovich JE, Znari M, Abdeljalil M, Baamrane A, Naimi M, Mostalich A. 2010.** Biphasic geographic variation in sexual size dimorphism of turtle (*Mauremys leprosa*) populations along an environmental gradient in Morocco. *Chelonian Conservation and Biology* **9**: 45–53.
- Mackay RS. 1964.** Galapagos tortoise and marine iguana deep body temperatures measured by radio telemetry. *Nature (London)* **204**: 355–358.
- Masaki S. 1967.** Geographic variation and climatic adaptation in a field cricket (Orthoptera: Gryllidae). *Evolution* **21**: 725–741.
- Masaki S. 1978.** Seasonal and altitudinal adaptations in the life cycles of crickets. In: Dingle H, ed. *Evolution of insect migration and diapause*. New York, NY: Springer-Verlag, 72–100.
- McNab BK. 1970.** Body weight and the energetics of temperature regulation. *Journal of Experimental Biology* **53**: 329–348.
- McNab BK, Auffenberg W. 1976.** The effect of large body size on the temperature regulation of the Komodo dragon, *Varanus komodoensis*. *Comparative Biochemistry and Physiology* **55A**: 345–350.
- Meiri S, Dayan T. 2003.** On the validity of Bergmann's rule. *Journal of Biogeography* **30**: 331–351.
- Meiri S, Itescu Y, Shacham H, Werner YL. 2010.** What tortoise is *Testudo floweri*, named by Bodenheimer (1935) from the Negev? Poster, Zoological Society of Israel, Jerusalem, 5 December 2010.
- Meiri S, Itescu Y, Shacham H, Werner YL. 2011/2012.** What tortoise is *Testudo floweri*, named by Bodenheimer (1935) from the Negev? *Israel Journal of Ecology and Evolution* **57**: 261.
- Moll EO. 1973.** Latitudinal and interspecific variation in reproduction of the painted turtle, *Chrysemys picta*. *Herpetologica* **29**: 307–318.
- Mousseau TA. 1997.** Ectotherms follow the converse to Bergmann's rule. *Evolution* **51**: 630–632.
- Muñoz MM, Wegener JE, Algar AC. 2014.** Untangling intra- and interspecific effects on body size clines reveals divergent processes structuring convergent patterns in *Anolis* lizards. *American Naturalist* **184**: 636–646.
- Nadjafov JA, Iskenderov TM, Eminova AA. 1992.** Some peculiarities of the reproductive biology of the Grecian tortoise (*Testudo graeca*) in Azerbaijan. *Zoologicheskii Zhurnal* **1992**: 148–153.
- Nevo E. 1981.** Genetic variation and climatic selection in the lizard *Agama stellio* in Israel and Sinai. *Theoretical and Applied Genetics* **60**: 369–380.
- Olalla-Tarraga MA, Rodriguez MA, Hawkins BA. 2006.** Broad-scale patterns of body size in squamate reptiles of Europe and North America. *Journal of Biogeography* **33**: 781–793.
- Parham JF, Türkozan O, Stuart BL, Arakelyan M, Shafei S, Macey JR, Werner YL, Papenfuss TJ. 2006.** Genetic evidence for premature taxonomic inflation in Middle Eastern tortoises. *Proceedings of the California Academy of Sciences, Series* **57**: 955–964.
- Partridge L, Coyne JA. 1997.** Bergmann's rule in ectotherms: is it adaptive? *Evolution* **51**: 632–635.
- Perez I, Anadon JD, Martinez M, Gimenez A, Esteve E. 1998.** Informe preliminar sobre seguimiento de la población de tortuga mora (*Testudo graeca*) en la Reserva Biológica de las Cumbres de la Galera (Sierra de Almenara Murcia). Murcia/Universidad de Murcia/Fondo para el Patrimonio Natural Europeo.
- Peters RH. 1983.** *The ecological implications of body size*. New York, NY: Cambridge University Press.
- Petty SJ, Anderson DIK. 1989.** Egg measurements from a northern goshawk (*Accipiter gentilis gentilis*) including one abnormally large egg with twin embryos. *Journal of Raptor Research* **23**: 113–115.
- Pieh A, Perälä J. 2002.** Variation among *Testudo graeca* LINNAEUS, 1758 in eastern North Africa, with a description of a new taxon from Cyrenaica (North-East Libya). *Herpetozoa* **15**: 3–28.
- Pieh A, Perälä J. 2004.** Variation among Spur-thighed Tortoises (*Testudo graeca* LINNAEUS, 1758 complex) in central and north-western Morocco, with descriptions of two new taxa (Testudines: Testudinidae). *Herpetozoa* **17**: 19–47.
- Pincheira-Donoso D, Tregenza T, Hodgson DJ. 2007.** Body size evolution in South American *Liolaemus* lizards of the *boulengeri* clade: a contrasting reassessment. *Journal of Evolutionary Biology* **20**: 2067–2071.
- Pincheira-Donoso D, Hodgson DJ, Tregenza T. 2008.** The evolution of body size under environmental gradients in ectotherms: why should Bergmann's rule apply to lizards? *BMC Evolutionary Biology* **8**: 68.
- Reiss MJ. 1986.** Sexual dimorphism in body size: are larger species more dimorphic? *Journal of Theoretical Biology* **121**: 163–172.
- Reiss MJ. 1989.** *The allometry of growth and reproduction*. Cambridge: Cambridge University Press.
- Rensch B. 1950.** Die Abhängigkeit der relativen Sexualdifferenz von der Körpergrösse. *Bonner Zoologische Beiträge* **1**: 58–69.
- Rezazadeh E, Alucheh RM, Kami HG. 2014.** A preliminary study on the Mediterranean spur-thighed tortoise



- Testudo graeca* Linnaeus, 1758 from northwestern Iran. *Herpetology Notes* **7**: 127–133.
- Rothermel BB, Castellón TD. 2014.** Factors Influencing Reproductive Output and Egg Size in a Southern Population of Gopher Tortoises. *Southeastern Naturalist* **13**: 705–720.
- Rouag R, Benyacoub S, Luiselli L, El Mouden EH, Tiar G, Ferrah C. 2007.** Population structure and demography of an Algerian population of the Moorish tortoise, *Testudo graeca*. *Animal Biology* **57**: 267–279.
- Sacchi R, Pupin F, Rosa DP, Fasola M. 2007.** Bergmann's rule and the Italian Hermann's tortoises (*Testudo hermanni*): latitudinal variations of size and shape. *Amphibia-Reptilia* **28**: 43–50.
- Sastry AN. 1983.** Ecological aspects of reproduction. In Bliss DE, ed. *The biology of crustacea, Vol. 8, environmental adaptations*. New York, NY: Academic Press, 179–270.
- Schreiber E. 1912.** *Herpetologia Europaea. Eine systematische Bearbeitung der Amphibien und Reptilien, welche bisher in Europa aufgefunden sind, 2nd edn.* Jena: G. Fischer.
- Seifan M, Gilad A, Klass K, Werner YL. 2009.** Ontogenetically stable dimorphism in a lacertid lizard (*Acanthodactylus boskianus*), with tests of methodology and comments on life-history. *Biological Journal of the Linnean Society* **97**: 275–288.
- Shine R. 1994.** Sexual size dimorphism in snakes revisited. *Copeia* **1994**: 326–346.
- Siebenrock F. 1913.** Schildkröten aus syrien und mesopotamien. *Annalen des kaiserlich-koeniglichen Naturhistorischen Hofmuseums, Wien* **27**: 171–225.
- Smith RJ. 1999.** Statistics of sexual size dimorphism. *Journal of Human Evolution* **36**: 423–459.
- Stamps JA. 1983.** Sexual selection, sexual dimorphism, and territoriality. In Huey RB, Pianka ER, Schoener TW, eds. *Lizard Ecology*. Cambridge, MA: Harvard University Press, 169–204.
- Türkozan O, Olgun K. 2005.** A Preliminary Survey of *Testudo graeca* Linnaeus 1758 Specimens from Central Anatolia, Turkey. *Turkish Journal of Zoology* **29**: 255–262.
- Türkozan O, Kiremit F, Parham JF, Olgun K, Taşkavak E. 2010.** A quantitative reassessment of morphology-based taxonomic schemes for Turkish tortoises (*Testudo graeca*). *Amphibia-Reptilia* **31**: 69–83.
- Van Voorhies WA. 1996.** Bergmann size clines: a simple explanation for their occurrence in ectotherms. *Evolution* **50**: 1259–1264.
- Van Voorhies WA. 1997.** On the adaptive nature of Bergmann size cline: a reply to Mousseau, Partridge and Coyne. *Evolution* **51**: 635–640.
- Wang Y, Ji W, Zhao W, Yu N, Liu N. 2011.** Geographic variation in clutch and egg size for the lizard *Phrynocephalus przewalskii* (Squamata: Agamidae). *Asian Herpetological Research* **2**: 97–102.
- Warne RW, Charnow EL. 2008.** Reproductive allometry and the size-number trade-off for lizards. *American Naturalist* **172**: E80–E98.
- Watson GE. 1962.** Notes on copulation and distribution of Aegean land tortoises. *Copeia* **1962**: 317–321.
- Werner YL. 1985.** Spur-Thighed tortoise (*Testudo graeca*) without thigh spurs. *British Herpetological Society Bulletin* **12**: 41–42.
- Werner YL, Seifan T. 2006.** Eye size in geckos: asymmetry, allometry, sexual dimorphism, and behavioral correlates. *Journal of Morphology* **267**: 1486–1500.
- Werner YL, Montgomery LG, Seifan M, Saunders JC. 2008.** Effects of age and size in the ears of gekkotan lizards: auditory sensitivity, its determinants, and new insights into tetrapod middle-ear function. *Pflügers Archiv – European Journal of Physiology* **456**: 951–967.
- Willemsen RE, Hailey A. 1989.** Status and conservation of tortoises in Greece. *Herpetological Journal* **1**: 315–330.
- Willemsen RE, Hailey A. 2003.** Sexual dimorphism of body size and shell shape in European tortoises. *Journal of Zoology* **260**: 353–365.
- Yasukawa Y, Ota H, Iverson JB. 1996.** Geographic variation and sexual size dimorphism on *Mauremys mutica* (Cantor, 1842) (Reptilia: Bataguridae), with description of a new subspecies from southern Ryukyus, Japan. *Zoological Science* **13**: 303–317.